




Girl Scouts.

Girl Scouts of the Chesapeake Bay Council, Inc
501 South College Avenue
Newark, DE 19713
(800) 341-4007
(302) 456-7150



CAMP THE PENINSULA PATCH PROGRAM

COUNTRY
CENTER

*Complete each patch segment for the
complete Camp the Peninsula patch
arrangement!*

INTRODUCTION

The "Camp the Peninsula" patch program consists of four segments: Country Center, Grove Point, Camp Todd and Sandy Pines. This patch program was introduced October 31, 1987 and continues to be very popular. Each patch as a booklet of requirements that include activities in environmental awareness, skill development, service and history. These patches are designed to be completed in one day and may be earned by Daisy through Senior Girl Scouts. Overnight camping is not required.


Patch requirement booklets and patches may be obtained at the Newark and Salisbury Bay Shops. The patch segment cost \$1.00 each, the booklets are 25¢.

Please make arrangements for your visit to the camp by completing a Trip/Camping Application. Please make a note on the application that this reservation is for the Camp the Peninsula Program. There is no fee for day trips to the camps while working on the patch program. A \$5.00 fee is charged for day use when using a building or pavilion. The application must be received in the Newark office two weeks in advance.



THANK YOU

Sincere thanks and appreciation to Nancy Cropper (Smith) who volunteered her time and talent in the design of this patch program.



COUNTRY CENTER HISTORY ANSWERS

- A. The property was donated to the Wilmington Area Girl Scout Council in 1941 by W.T. Grant, owner of the W.T. Grant chain of stores. Originally the property included land on both sides of Sharpless Road totaling 132 acres.
- B. A Lou Henry Hoover Camp was one at which memorial sanctuary projects were established to honor the wife of President Herbert Hoover. Mrs. Hoover served twice as the elected President of GSUSA and once as Honorary President. The sanctuary's purpose was to provide a setting where Girl Scouts can gain a better understanding of the interrelationships of all forms of life.
- C. 1953-1991 Summer Fun, later called Country Center Day Camp, a volunteer run day camp
1987-1995 Summer In The Country, an extended hours summer day camp sponsored by CBGSC.
1984-1993 Summer Fun in the Country, a volunteer run day camp.
- D. A national Girl Scout event, "Colonial Pathways," was held in 1974. Seventy-four Girl Scouts from 44 states and the Panama Canal Zone spent one week at Camp Todd and one week at Country Center. Participants learned the historic significance of the area and made early American crafts.

COUNTRY CENTER

Country Center is located in Hockessin, Delaware. Camp sites include a Troop House, 3 adirondack units and 1 tent unit. The camp has wooded and meadow areas plus a small creek. Groups may carry out many types of program activities here.

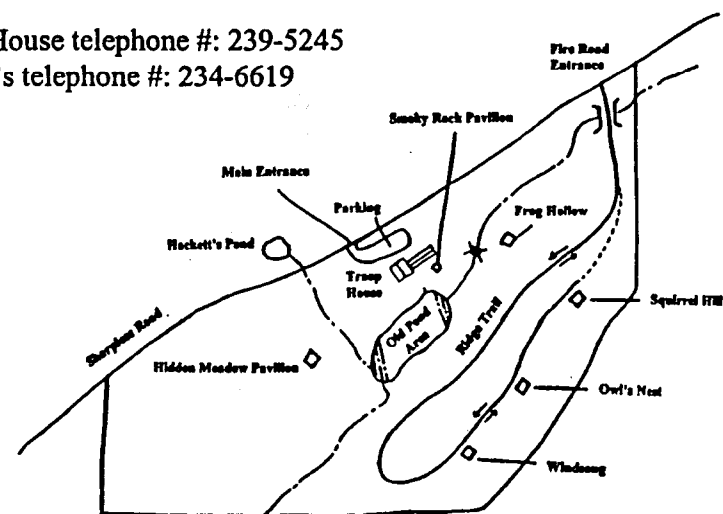
DIRECTIONS TO COUNTRY CENTER

From the junction of Route 48 (Lancaster Pike) and Route 41 (Newport Gap Pike), head north towards Hockessin. Go down the hill to the flashing light and turn right onto Brackenville Road. The first stop sign you come to will be at the intersection of Brackenville and Old Wilmington Road. Turn left onto Old Wilmington Road. Go past Mitchell Road and Iron Gates development and on the right will be Sharpless Road. Turn right onto Sharpless Road and follow the road until you come to 1051 Sharpless Road where the main parking is located. The ridge trail entrance is just across the street from 1116 Sharpless Road. (Check in with the Ranger first.)

From the junction of Route 52 (Kennett Pike) and Route 82, go west on Route 82 for four (4) miles. Take a left at the road sign of Sharpless Road. Go 0.6 miles up hill. The camp is located on the left.

Troop House telephone #: 239-5245

Ranger's telephone #: 234-6619



PATCH REQUIREMENTS

- Daisy Girl Scouts: Complete requirement #1 or #2.
 - Brownie Girl Scouts: Complete requirement #1 or #2 plus one additional requirement.
 - Junior Girl Scouts: Complete requirement #1 or #2 plus two additional activities.
 - Cadette and Senior Girl Scouts: Complete requirement #1 or #2 plus three additional activities.
1. Take a nature hike, looking for and identifying at least two of each of the following: trees, plants, animals or insects, man-made problems such as erosion.
 2. Take a fun and fitness hike, stopping along the way to do one of these activities each time:
 - **Deep breathing:** Raise your arms over your head while taking a deep breath, lower them slowly as you breathe out (3 times).
 - **Observing:** Look around you and find 5 things you would not normally see (a bug crawling on the ground, individual pieces of grass, etc.)
 - **Jumping Jacks:** See how many jumping jacks you can do in one minute.
 - **Singing:** With your group, sing a favorite camp song.
 - **Hunting:** Can you find a seed or acorn? Something that will grow . . .
 - **Balance:** Draw a line about 10' long or lay down a piece of string or rope. Can you walk along it without "falling off?"

- **Playing:** With your group, play a game or do a relay.
 - **Safety:** Name three safety rules you should remember when walking through the woods.
3. Plan and carry out a ceremony with your group. Consider doing a flag ceremony or a Scout's Own.
 4. Learn some of Country Center's history.*
 - E. How did we get this camp?
 - F. What is a Lou Henry Hoover camp?
 - G. Name some of the day camps that have been held here.
 - H. Learn a little about the Wider Op for Older Girls that was held here in 1976.
 - I. Talk to an adult who camper here as a girl. What changes have occurred?
 5. Provide a service for the camp. (Plant flowers, gather wood and store it carefully, pick up trash, wash windows, etc.)
 6. Learn or show proficiency in a camp skill: Tie 3 knots (include the square and an overhand knot), OR build a fire following safety rules and extinguish it properly. (References: age-level handbooks and Outdoor Education in Girl Scouting).
- * A notebook of Country Center's history is located in the Troop House. Basic information can be found in this booklet to answer the questions.