


Birding

Materials:




- Colored pencils or crayons
- Two toilet paper rolls
- Tape
- String that is 22 in. long

Want to tie this into a badge?

- Daisy Trail Adventure
- Brownie Trail Adventure
- Junior Trail Adventure
- Junior Animal Habitats
- Cadette Night Owl
- Cadette Trail Adventure
- Senior Trail Adventure
- Ambassador Trail Adventure



Birds are an important part of our ecosystem. Not only are they a part of the food chain, but when they are searching for food, they help move seeds around for trees to grow. They even help pollinate flowers! Today we are going birding. We will make a pair of binoculars and try to identify birds in your own backyard.



Steps:

1. Color your rolls and tape them together.
2. Tape one end of the string to each side of the binoculars.
3. Look around your backyard, local park or a trail to spot plenty of birds.
4. Make sure you are quiet, and don't forget to track how many you find! You may even find some other creatures along the way.