

# 60<sup>th</sup> Anniversary of Girl Scouts of the Chesapeake Bay Patch

Developed by the GSCB Archives Committee

In order to complete the requirements for this patch, each Girl Scout must complete the starred activities below plus a number of additional activities from any the topic categories, based on their program level.

- ★ Learn about World Thinking Day and, if you can, make a donation to Juliette Low World Friendship Fund
- ★ Plan and carry out a service project

Fun fact: These topic categories are from the World to Explore Program (1977-1995)!

Level	# of additional activities
Daisy	1 from each category
Brownie	1 from each category
Junior	1 from each category, plus 2 extra from any category
Cadette	
Senior	1 from each category, plus 3 extra from any category
Ambassador	

## PEOPLE

- Play a game from another country
- Try a food from another country
- Interview one person who is a former Girl Scout of any age and ask them what is or was their favorite Girl Scout activity
- Learn the words of the national anthem - Star-Spangled Banner
- Take part in the Flat Juliette Project (Daisies and Brownies only)

## WELL BEING

- Demonstrate good posture & learn why it's important.  
*"Keep your head held high and chest up. This will help you to have good posture that will be admired by all and that will help keep your body in good condition. A good posture helps to make your clothes look well on you. Check on your own posture by standing with your shoulders and heels against a wall. If it is good, it will not be possible to find any space between the wall and your spine."*  
- *Girl Scout Handbook, Intermedia Program by Girl Scouts of the United States of America 1947-1949, pg 129*
- Learn first aid for simple cuts and bruises.  
*"Always wash your hands before giving first aid. Wash wound with soap and water. Do not touch wound with fingers, clothing or other object. Do not breath directly or cough on the wound. When you open the package of sterile dressing, hold the dressing by a corner so you do not touch the part that will go over the wound. Cover wound with sterile dressing. Apply bandage to hold dressing in place."*  
- *1963 Junior Girl Scout Handbook, pg 304*
- Consider what good First Aid Safety should be in 2022
- Childcare badges have been a part of Girl Scouts for many years. Make a list of your favorite childhood stories or games and share with your troop members.



## TODAY AND TOMORROW

Write or produce a radio or television commercial for a product of your choice. Make up a product and brand or use an existing one.

Discover the difference between Juliette Low's time and ours in communication. Electricity telephones were just starting to be used. To see what a difference this would make, spend one whole evening without using any electronic devices (except a regular lamp and any necessary medical equipment). This includes battery-operated items. What difference does this make in your life? How did people in Juliette Low's time communicate?

Learn how to say "HELP" in Morse Code

Learn how to make change without using electronic devices like phones or calculators

## ARTS

Learn 4 Girl Scout songs from the list of [Basic 8 List of Songs](#)

Learn how to do [block printing using potatoes, apples and turnips](#).

Create a skit, play or puppet show.

Use a cell phone, computer or other digital media to tell a story or share what your troop is up to. The [Girls in Action form](#) is a great tool to use!

Take 4 photos that illustrate shape, lines, textures, and rhythm.

## OUTDOORS

Make trail signs as found in the [1986 Brownie Handbook excerpt attached](#)

Learn how to make a square knot, plus 3 additional kinds of knots of your choice

Make a Walking Salad

*"A walking salad is one that is easy to carry and eat on a hike. You make up your own ingredients. Use any raw vegetables and fruits. For examples, you could use celery and carrot sticks wrapped in a lettuce leaf, or slice the top of an apple, core it and fill with peanut butter and raisins."*

*- 1963 Girl Scout Brownie Handbook*

Learn how to dress for the weather by completing an experiment that demonstrates the importance of warm footwear. Get several jars of equal size and shape and fill with warm water. Measure the temperature of the water. Insert each jar into a different type of sock (polyester, cotton and wool). Set them outside and record the water temperatures every 5 minutes. Which jar cools more quickly? Which sock will keep you the warmest on your next hike?



# Flat Juliette

On Nov. 1, 1962, two councils, Wilmington Area Girl Scout Council and Peninsula Girl Scout Council, merged to form the Girl Scouts of the Chesapeake Bay. Originally called Chesapeake Bay Girl Scout Council, the name changed to Girl Scouts of the Chesapeake Bay in 2008.

Flat Juliette is based on the Flat Stanley/Flat Stacie project started by a schoolteacher. The GSCB Archive Committee would like to reintroduce the program.





**Step 1:** What do you know about Juliette Gordon Low? When was she born? Where did she live? Why do we celebrate her life? What was her nickname? Learn as much as you can about Juliette Low and share with your troop and your family.

**Step 2:** Print and cut out Flat Juliette. Color her in. Use the attached dress to design her clothes. Can you design other clothes for her? Is she going hiking, swimming, surfing, fishing? Does she have a job, what would she wear in her job? Have fun with her!

**Step 3:** Send Flat Juliette to friends and family. Ask them to send her back with an entry in her journal page and photos of places she went with them. Create a scrapbook of her travels. Make sure she is home again by October 31st 2022 to celebrate Juliette's birthday with your troop.

**Step 4:** Take her to your troop meeting to meet other Flat Juliette's. Take photos or draw pictures of her. Take photos with relatives, friends, family vacations, with the mailman, at the grocery store. Take her camping to the zoo, or humane society. Do you know a soldier with whom you can take a photo of Juliette? Take her to participate in your service project.





# 8 Songs Every Girl Scout Should Know

## **Brownie Smile Song**

I've got something in my pocket,  
That belongs across my face,

I keep it very close at hand  
in a most convenient place;

I'm sure you couldn't guess it

If you guessed a long, long while;

So I'll take it out and put it on,  
it's a great big Brownie Smile!

## **Girl Scouts Together**

Girl Scouts together, that is our song,  
Winding the old trails, rocky and long.  
Learning our motto, living our creed,  
Girl Scouts together in every good deed.

Girl Scouts together, happy are we;  
Friendly to neighbors far o'er the sea.  
Faithful to country, loyal to home,  
Known as true Girl Scouts wherever we roam.

## **Hello**

Hello, hello, hello, hello  
We are glad to meet you  
We are glad to greet you  
Hello, hello, hello, hello

## **Make New Friends**

Make new friends, but keep the old  
One is silver and the other gold

A circle is round, it has no end  
That's how long I'm going to be your friend

**Learn the tunes of the "Basic 8 Songs" on Youtube!**

## **When E're You Make A Promise**

When e'er you make a promise  
Consider well its importance  
And when made  
Engrave it upon your heart

## **G for Generosity**

She wears a **G** for generosity  
She wears an **I** for her integrity  
She wears an **R** for Real Good Sportsmanship  
She wears an **L** for Loyalty, for Loyalty  
She wears an **S** for her sincerity  
She wears a **C** for Courtesy, for Courtesy  
She wears an **O U T** for Outdoor Life, for Outdoor Life  
and that Girl Scout is me.

## **On My Honor**

Chorus:

On my honor I will try  
There's a duty to be done and I say "Aye"  
There's a reason here and a reason above  
My honor is to try and my duty is love.

Verse:

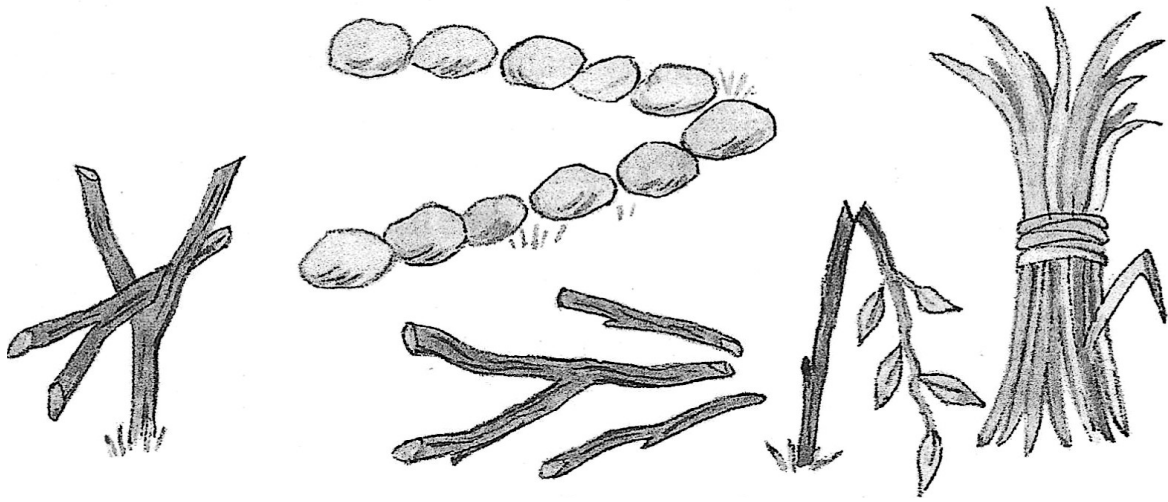
People don't need to know my name,  
If I've done any harm, then I'm to blame.  
If I've helped another, then I've helped me  
If I've opened up my eyes to see

## **Sing Sing Together**


Sing, sing together, merrily, merrily sing  
Sing, sing together, merrily, merrily sing  
Sing, sing, sing, sing




# Trail Signs




Turn to the right.




Turn to the left.



Keep going.



Turn around and go back.



Warning: Look for a message.