


# Mandala Art

## Materials:


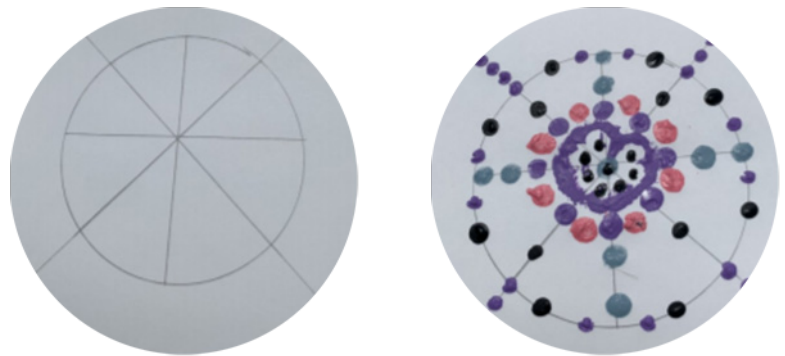
- Pencil
- Paper
- Paint
- Dandelions

## Want to tie this into a badge?

- Daisy Outdoor Art Maker
- Brownie Outdoor Art Creator
- Junior Outdoor Art Explorer
- Cadette Outdoor Art Apprentice
- Senior Outdoor Art Expert
- Ambassador Outdoor Art Master



A Mandala is designed to offer a visual balance of elements that symbolize harmony and unity. Go outside and listen to the sounds of nature and make a mandala using dandelion heads.



## Steps:

1. Trace a circle on a piece of paper.
2. Draw lines on a circle  $\frac{1}{2}$  and  $\frac{1}{4}$  and then  $\frac{1}{8}$ , like a pizza.
3. Find a dandelion with all the white floaties (seeds) removed.
4. Dab the dandelion in paint.
5. Make prints in a pattern on the pizza lines.
6. Send us a photo and tell us all the nature sounds you heard.