



# Cardboard for Cats



Hi! My name is **Sabrina**, and I'm a **Girl Scout** Ambassador working on earning my **Gold Award**. My **Gold Award** project aims to **repurpose** and **reuse cardboard** by transforming it into cardboard **cat scratch pads** which can be donated to local cat shelters. This method can be particularly useful during **Girl Scout cookie season** when there are **hundreds** of cardboard **cookie cases** just waiting to be put to good use. I hope you join me in my journey to make our planet more **sustainable**.


## Why make cat scratch pads?

- **Reuses** cardboard **instead of** creating more **waste** in landfills
- Keeps cat claws **trim** and **healthy**
- Reusing cardboard **reduces deforestation**
- **Big Picture**: reduces the effects of global warming



## How to make cat scratch pads?

It's as easy as:


- **Deconstruct** your favorite cookie cases (although any corrugated cardboard works!) into rectangles of the same size (recommended size: 2" x 18")



- **Layer** your cardboard rectangles with the corrugated sides on the top and bottom



- **Glue** the layered cardboard together (any glue works, but hot glue is the fastest) by placing the glue in between the layers



## Where to donate the pads?

- Your local cat shelters
- Your local cat owners