

How-To Create a Wish List at GirlScoutShop.com

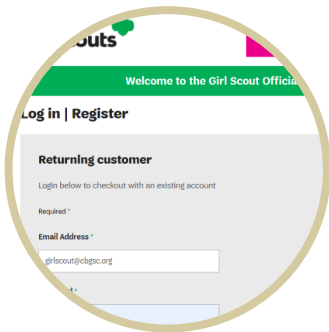
Want a handy way to share with parents and guardians what uniform pieces a Girl Scout needs? Have a Girl Scout that wants to set goals for earning and cashing in her Cookie Dough? Starting your holiday shopping early?

ALL of these are made easy by creating a “Wish List” on GirlScoutShop.com! Here’s how:

Step 1: [Login or Create an Account at GirlScoutShop.com](#)

Step 2: Browse for your latest must-have items

Step 3: Select “Add to Wishlist” - Check your desired list or “Create a New List”*



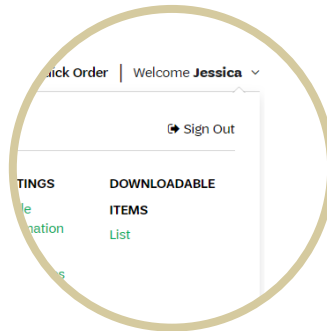
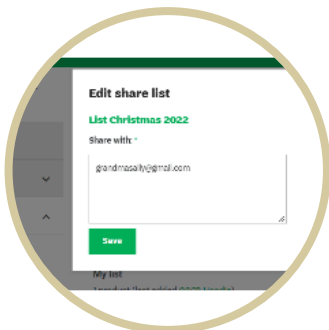
*To Create a New List: Give your list a title (Ex. Daisy Troop Uniform Requirements), then click “Create and Add Item”

Step 4: Keep shopping until your list is complete

Step 5: View your list by selecting “Welcome”

Step 6: Select your desired list under Wishlist

Step 7: Click “Share”, enter your recipients email addresses, and save.



Wishlist Ideas

- Troop Leaders share with parents/guardians purchasing uniform components
- Place bulk Service Unit orders by sharing troop wishlists with designated SU representative who will place the order
- Share gift ideas for bridging, adult recognition, or events